



A Summary of

Regional Planning Commissions' Reports

Lisa R. Collier, CPA, CFE, CIDA
State Auditor

Regional planning commissions (RPCs) must provide certain information to the State Auditor's Office each year. All 24 RPCs submitted the required asset disposal, productivity, and performance reports. However, not all RPCs complied with annual financial report and salary schedule reporting requirements.

Audited Annual Financial Reports. For fiscal year 2023, all but one of the 24 regional planning commissions (RPCs) in Texas submitted all statutorily required audited annual financial reports to the State Auditor's Office. That RPC, South Texas Development Council, did not submit an audited financial report for fiscal year 2023. Instead, it submitted one for fiscal year 2022. All audited annual financial reports submitted contained all the elements required by Texas Local Government Code, Chapter 391. External certified public accountants issued unmodified opinions on those financial statements.

- *Background* | p. 4
- *Project Objectives* | p. 29

This project was conducted in accordance with Texas Local Government Code, Sections 391.0095 and 391.0117.

SUMMARY OF REPORTS SUBMITTED BY REGIONAL PLANNING COMMISSIONS



Total revenues: \$1,221,595,843

Total expenditures: \$1,211,924,773

Programs with the largest expenditures:



- Workforce development: \$568,271,933
- Transportation: \$108,924,138
- Aging services: \$92,222,409

For more information about this project, contact Audit Manager Courtney Ambres-Wade or State Auditor Lisa Collier at 512-936-9500.

March 2025 | Report No. 25-020

Salary Schedules. All 24 RPCs submitted their fiscal year 2025 salary schedules to the State Auditor’s Office. Some reports were submitted late or initially contained salaries exceeding the maximums authorized by statute.

Eight RPCs (33.3 percent) submitted their salary schedules after the statutorily required due dates:

- Central Texas Council of Governments (see [Chapter 1-E](#)).
- Concho Valley Council of Governments (see [Chapter 1-G](#)).
- Golden Crescent Regional Planning Commission (see [Chapter 1-J](#)).
- Middle Rio Grande Development Council (see [Chapter 1-N](#)).
- North Central Texas Council of Governments (see [Chapter 1-P](#)).
- Permian Basin Regional Planning Commission (see [Chapter 1-R](#)).
- South Texas Development Council (see [Chapter 1-V](#)).
- Texoma Council of Governments (see [Chapter 1-W](#)).

Of the 24 RPCs, 3 (12.5 percent) submitted salary schedules with positions whose salaries or salary ranges exceeded those of the state salary schedules:

- Central Texas Council of Governments (see [Chapter 1-E](#)).
- Lower Rio Grande Valley Development Council (see [Chapter 1-M](#)).
- West Central Texas Council of Governments (see [Chapter 1-X](#)).

After auditors identified those errors and communicated them to the RPCs, the Central Texas Council of Governments and the Lower Rio Grande Valley Development Council submitted revised schedules with salaries or salary ranges that were less than or equal to the maximum salaries authorized by statute. The West Central Texas Council of Governments indicated that it would work to submit a revised salary schedule.

SUMMARIES FOR INDIVIDUAL REGIONAL PLANNING COMMISSIONS

Chapter 1-A	Alamo Area Council of Governments	5
Chapter 1-B	Ark-Texas Council of Governments	6
Chapter 1-C	Brazos Valley Council of Governments	7
Chapter 1-D	Capital Area Council of Governments	8
Chapter 1-E	Central Texas Council of Governments	9
Chapter 1-F	Coastal Bend Council of Governments	10
Chapter 1-G	Concho Valley Council of Governments	11
Chapter 1-H	Deep East Texas Council of Governments	12
Chapter 1-I	East Texas Council of Governments	13
Chapter 1-J	Golden Crescent Regional Planning Commission	14
Chapter 1-K	Heart of Texas Council of Governments	15
Chapter 1-L	Houston-Galveston Area Council	16
Chapter 1-M	Lower Rio Grande Valley Development Council	17
Chapter 1-N	Middle Rio Grande Development Council	18
Chapter 1-O	Nortex Regional Planning Commission	19
Chapter 1-P	North Central Texas Council of Governments	20
Chapter 1-Q	Panhandle Regional Planning Commission	21
Chapter 1-R	Permian Basin Regional Planning Commission	22
Chapter 1-S	Rio Grande Council of Governments	23
Chapter 1-T	South East Texas Regional Planning Commission	24
Chapter 1-U	South Plains Association of Governments	25
Chapter 1-V	South Texas Development Council	26
Chapter 1-W	Texoma Council of Governments	27
Chapter 1-X	West Central Texas Council of Governments	28

Background Information

Regional Planning Commissions

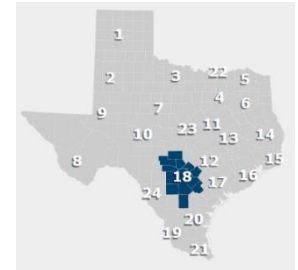
Regional planning commissions (RPCs) are governed by Texas Local Government Code, Chapter 391. The 24 RPCs in Texas are political subdivisions created to improve the health, safety, and general welfare of residents and to plan for future development. RPCs can receive funds from state, federal, and other sources to support their purposes. Texas Local Government Code, Section 391.0095(a), requires that each RPC annually submit to the State Auditor:

- The amount and source of funds received.
- The amount and source of funds expended.
- An explanation of any method the RPC used to compute an expense, including computation of any indirect costs.
- A report of the RPC's productivity and performance during the annual reporting period.
- A projection of the RPC's productivity and performance during the next annual reporting period.
- The results of an audit of the RPC's affairs prepared by an independent certified public accountant.
- A report of any assets of which the RPC disposed.

Texas Local Government Code, Sections 391.0117(e) and (f), require each RPC that meets certain conditions to submit to the State Auditor the RPC's salary schedule, including the salaries of all exempt positions, no later than the 45th day before the beginning of the RPC's fiscal year.



Chapter 1-A Alamo Area Council of Governments



The Alamo Area Council of Governments submitted all statutorily required reports.

Location	San Antonio, TX	Net Position	Total Revenue	Total Expenditures
# of Counties	13	\$20,654,279	\$84,091,611	\$83,517,772
Population	2,671,161	Largest Funded Programs		
Number of Positions on Salary Schedule	122 ^a	Aging and Veteran Services		\$46,751,499
Executive Director's Salary Range	\$213,138–\$309,005	Health and Welfare Services		\$15,746,920

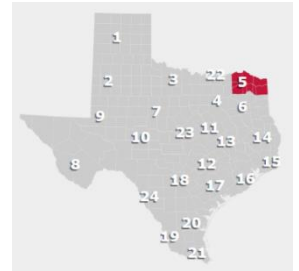
^a The number of positions on the salary schedule reported for this RPC may not represent the total number of full-time equivalent employees at this RPC.

Sources: U.S. Census Bureau 2020 population totals and the Alamo Area Council of Governments’ audited annual financial report as of the RPC’s fiscal year end date of December 31, 2023, and salary schedule for 2025.

Salary Schedule. The salaries on this RPC’s salary schedule did not exceed the maximum salaries in the state classification salary schedule.

Annual Financial Report. The RPC received an unmodified opinion on its financial statements for the fiscal year ended December 31, 2023. This RPC’s audited annual financial report contained all the elements required by Texas Local Government Code, Chapter 391.

Chapter I-B Ark-Texas Council of Governments



The Ark-Texas Council of Governments submitted all statutorily required reports.

Location	Texarkana, TX	Net Position	Total Revenue	Total Expenditures
# of Counties	10 ^a	\$11,385,784	\$25,383,476	\$24,200,183
Population	321,218	Largest Funded Programs		
Number of Positions on Salary Schedule	117 ^b	Housing and Urban Development		\$11,730,965
Executive Director’s Salary Range	\$135,000–\$148,500	Transportation		\$4,619,978

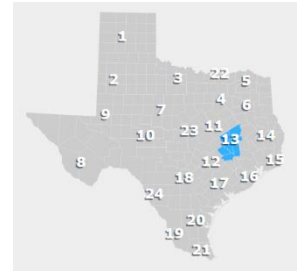
^a Number of counties and population include Miller County in Arkansas, which has a population of 42,600.
^b The number of positions on the salary schedule reported for this RPC may not represent the total number of full-time equivalent employees at this RPC.

Sources: U.S. Census Bureau 2020 population totals and the Ark-Tex Council of Governments’ audited annual financial report as of September 30, 2023, and salary schedule for 2025.

Salary Schedule. The salaries on this RPC’s salary schedule did not exceed the maximum salaries in the state classification salary schedule, and no exempt positions were listed.

Annual Financial Report. The RPC received an unmodified opinion on its financial statements for the fiscal year ended September 30, 2023. This RPC’s audited annual financial report contained all the elements required by Texas Local Government Code, Chapter 391.

Chapter I-C Brazos Valley Council of Governments



The Brazos Valley Council of Governments submitted all statutorily required reports.

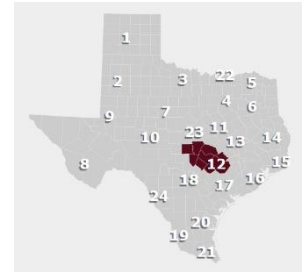
Location	Bryan, TX	Net Position	Total Revenue	Total Expenditures
# of Counties	7	\$22,000,938	\$58,415,152	\$60,363,664
Population	362,495	Largest Funded Programs		
Number of Positions on Salary Schedule	141 ^a	Workforce Development	\$21,068,562	
Executive Director's Salary	\$190,524	Housing and Urban Development	\$15,661,374	
^a The number of positions on the salary schedule reported for this RPC may not represent the total number of full-time equivalent employees at this RPC.				

Sources: U.S. Census Bureau 2020 population totals and the Brazos Valley Council of Governments' audited annual financial report as of September 30, 2023, and salary schedule for 2025.

Salary Schedule. The salaries on this RPC's salary schedule did not exceed the maximum salaries in the state classification salary schedule.

Annual Financial Report. The RPC received an unmodified opinion on its financial statements for the fiscal year ended September 30, 2023. This RPC's audited annual financial report contained all the elements required by Texas Local Government Code, Chapter 391.

Chapter I-D Capital Area Council of Governments



The Capital Area Council of Governments submitted all statutorily required reports.

Location	Austin, TX	Net Position	Total Revenue	Total Expenditures
# of Counties	10	\$35,993,113	\$31,312,829	\$31,003,790
Population	2,407,031	Largest Funded Programs		
Number of Positions on Salary Schedule	77 ^a	Emergency Communications		\$18,326,372
Executive Director's Salary	\$186,000	Aging Services		\$9,951,344

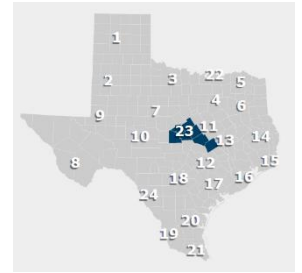
^a The number of positions on the salary schedule reported for this RPC may not represent the total number of full-time equivalent employees at this RPC.

Sources: U.S. Census Bureau 2020 population totals and the Capital Area Council of Governments’ audited annual financial report as of September 30, 2023, and salary schedule for 2025.

Salary Schedule. The salaries on this RPC’s salary schedule did not exceed the maximum salaries in the state classification salary schedule.

Annual Financial Report. The RPC received an unmodified opinion on its financial statements for the fiscal year ended September 30, 2023. This RPC’s audited annual financial report contained all the elements required by Texas Local Government Code, Chapter 391.

Chapter I-E Central Texas Council of Governments



The Central Texas Council of Governments submitted all statutorily required reports.

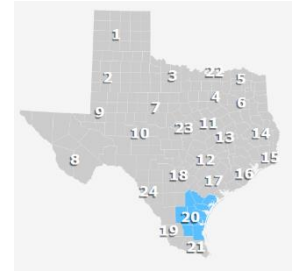
Location	Belton, TX	Net Position	Total Revenue	Total Expenditures
# of Counties	7	\$5,296,059	\$66,598,107	\$66,464,662
Population	518,529	Largest Funded Programs		
Number of Positions on Salary Schedule	147 ^a	Health and Human Services		\$28,852,764
Executive Director's Salary	\$311,112	Housing and Urban Development		\$17,444,835
^a The number of positions on the salary schedule reported for this RPC may not represent the total number of full-time equivalent employees at this RPC.				

Sources: U.S. Census Bureau 2020 population totals and the Central Texas Council of Governments' audited annual financial report as of June 30, 2023, and salary schedule for 2025.

Salary Schedule. This RPC's salary schedule contained a salary range that exceed the maximum salary in the state classification salary schedule. After auditors communicated the error to the RPC, it submitted a revised salary schedule that did not exceed the salary range in the state classification salary schedule. In addition, the salary schedule was not submitted in a timely manner, as required. Texas Local Government Code, Section 391.0117(e), requires the schedule to be submitted not later than the 45th day before the beginning of the commission's fiscal year. The RPC's salary schedule was due by May 17, 2024; however, the RPC submitted its salary schedule on September 26, 2024.

Annual Financial Report. The RPC received an unmodified opinion on its financial statements for the fiscal year ended June 30, 2023. This RPC's audited annual financial report contained all the elements required by Texas Local Government Code, Chapter 391.

Chapter I-F Coastal Bend Council of Governments



The Coastal Bend Council of Governments submitted all statutorily required reports.

Location	Corpus Christi, TX	Net Position	Total Revenue	Total Expenditures
# of Counties	11	\$1,088,357	\$8,233,003	\$8,186,499
Population	582,074	Largest Funded Programs		
Number of Positions on Salary Schedule	33 ^a	Health and Welfare		\$4,482,520
Executive Director's Salary	\$150,000	9-1-1 Emergency Communications		\$1,922,004

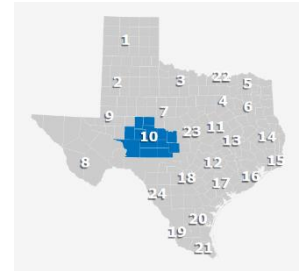
^a The number of positions on the salary schedule reported for this RPC may not represent the total number of full-time equivalent employees at this RPC.

Sources: U.S. Census Bureau 2020 population totals and the Coastal Bend Council of Governments' audited annual financial report as of December 31, 2023, and salary schedule for 2025.

Salary Schedule. The salaries on this RPC's salary schedule did not exceed the maximum salaries in the state classification salary schedule.

Annual Financial Report. The RPC received an unmodified opinion on its financial statements for the fiscal year ended December 31, 2023. This RPC's audited annual financial report contained all the elements required by Texas Local Government Code, Chapter 391.

Chapter I-G Concho Valley Council of Governments



The Concho Valley Council of Governments submitted all statutorily required reports.

Location	San Angelo, TX	Net Position	Total Revenue	Total Expenditures
# of Counties	13	\$13,493,354	\$26,419,259	\$25,663,119
Population	159,613	Largest Funded Programs		
Number of Positions on Salary Schedule	267 ^a	Family and Children Services		\$9,653,163
Executive Director's Salary	\$153,736	Transportation Services		\$8,032,202

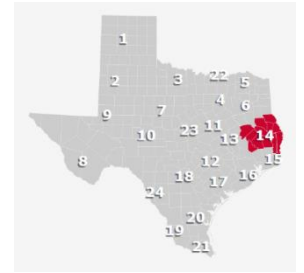
^a The number of positions on the salary schedule reported for this RPC may not represent the total number of full-time equivalent employees at this RPC.

Sources: U.S. Census Bureau 2020 population totals and the Concho Valley Council of Governments' audited annual financial report as of September 30, 2023, and salary schedule for 2025.

Salary Schedule. The salaries on this RPC's salary schedule did not exceed the maximum salaries in the state classification salary schedule. However, this RPC did not submit its salary schedule by the statutorily required due date. Texas Local Government Code, Section 391.0117(e), requires an RPC to submit its salary schedule to the State Auditor's Office no later than the 45th day before the beginning of the RPC's fiscal year. The RPC's salary schedule was due by August 17, 2024; however, the RPC submitted its salary schedule on September 24, 2024.

Annual Financial Report. The RPC received an unmodified opinion on its financial statements for the fiscal year ended September 30, 2023. This RPC's audited annual financial report contained all the elements required by Texas Local Government Code, Chapter 391.

Chapter I-H Deep East Texas Council of Governments



The Deep East Texas Council of Governments submitted all statutorily required reports.

Location	Lufkin, TX	Net Position	Total Revenue	Total Expenditures
# of Counties	12	\$2,560,821	\$24,094,383	\$23,691,835
Population	371,070	Largest Funded Programs		
Number of Positions on Salary Schedule	61 ^a		Housing	\$14,060,700
Executive Director's Salary	\$178,656		Aging Services	\$3,988,314

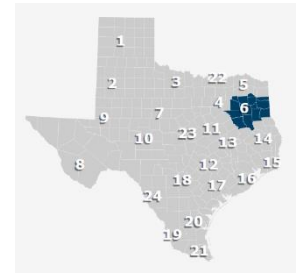
^a The number of positions on the salary schedule reported for this RPC may not represent the total number of full-time equivalent employees at this RPC.

Sources: U.S. Census Bureau 2020 population totals and the Deep East Texas Council of Governments' audited annual financial report as of September 30, 2023, and salary schedule for 2025.

Salary Schedule. The salaries on this RPC's salary schedule did not exceed the maximum salaries in the state classification salary schedule.

Annual Financial Report. The RPC received an unmodified opinion on its financial statements for the fiscal year ended September 30, 2023. This RPC's audited annual financial report contained all the elements required by Texas Local Government Code, Chapter 391.

Chapter I-I East Texas Council of Governments



The East Texas Council of Governments submitted all statutorily required reports.

Location	Kilgore, TX	Net Position	Total Revenue	Total Expenditures
# of Counties	14	\$8,725,301	\$63,299,654	\$63,342,126
Population	871,375	Largest Funded Programs		
Number of Positions on Salary Schedule	167 ^a	Workforce Development		\$44,368,295
Executive Director's Salary	\$200,000	Transportation Services		\$6,661,657

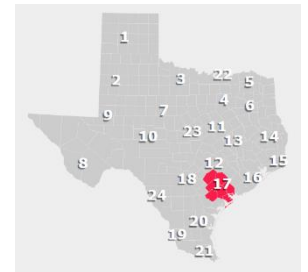
^a The number of positions on the salary schedule reported for this RPC may not represent the total number of full-time equivalent employees at this RPC.

Sources: U.S. Census Bureau 2020 population totals and the East Texas Council of Governments’ audited annual financial report as of September 30, 2023, and salary schedule for 2025.

Salary Schedule. The salaries on this RPC’s salary schedule did not exceed the maximum salaries in the state classification salary schedule.

Annual Financial Report. The RPC received an unmodified opinion on its financial statements for the fiscal year ended September 30, 2023. This RPC’s audited annual financial report contained all the elements required by Texas Local Government Code, Chapter 391.

Chapter I-J Golden Crescent Regional Planning Commission



The Golden Crescent Regional Planning Commission submitted all statutorily required reports.

Location	Victoria, TX	Net Position	Total Revenue	Total Expenditures
# of Counties	7	\$4,407,930	\$9,595,927	\$10,405,183
Population	193,239	Largest Funded Programs		
Number of Positions on Salary Schedule	42 ^a	Health and Welfare Services		\$8,990,835
Executive Director’s Salary	\$150,237	Public Safety		\$935,415

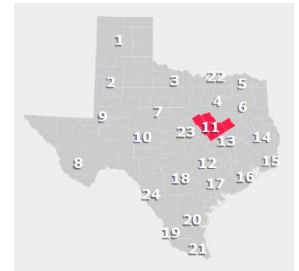
^a The number of positions on the salary schedule reported for this RPC may not represent the total number of full-time equivalent of employees at this RPC.

Sources: U.S. Census Bureau 2020 population totals and the Golden Crescent Regional Planning Commission’s audited annual financial report as of August 31, 2023, and salary schedule for 2025.

Salary Schedule. The salaries on this RPC’s salary schedule did not exceed the maximum salaries in the state classification salary schedule. However, this RPC did not submit its salary schedule by the statutorily required due date. Texas Local Government Code, Section 391.0117(e), requires an RPC to submit its salary schedule to the State Auditor’s Office no later than the 45th day before the beginning of the RPC’s fiscal year. The RPC’s salary schedule was due by July 18,2024; however, the RPC submitted its salary schedule on July 31, 2024.

Annual Financial Report. The RPC received an unmodified opinion on its financial statements for the fiscal year ended August 31, 2023. This RPC’s audited annual financial report contained all the elements required by Texas Local Government Code, Chapter 391.

Chapter I-K Heart of Texas Council of Governments



The Heart of Texas Council of Governments submitted all statutorily required reports.

Location	Waco, TX	Net Position	Total Revenue	Total Expenditures
# of Counties	6	\$3,529,159	\$8,250,789	\$7,663,750
Population	373,237	Largest Funded Programs		
Number of Positions on Salary Schedule	29 ^a		Aging Services	\$3,193,493
Executive Director's Salary Range	\$92,600–\$156,612		Transportation Services	\$1,690,811

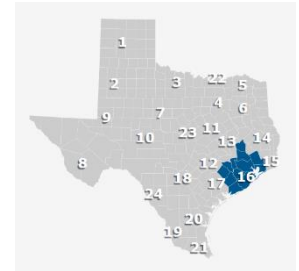
^a The number of positions on the salary schedule reported for this RPC may not represent the total number of full-time equivalent employees at this RPC.

Sources: U.S. Census Bureau 2020 population totals and the Heart of Texas Council of Governments audited annual financial report as of September 30, 2023, and salary schedule for 2025.

Salary Schedule. The salaries on this RPC’s salary schedule did not exceed the maximum salaries in the state classification salary schedule.

Annual Financial Report. The RPC received an unmodified opinion on its financial statements for the fiscal year ended September 30, 2023. This RPC’s audited annual financial report contained all the elements required by Texas Local Government Code, Chapter 391.

Chapter I-L Houston-Galveston Area Council



The Houston-Galveston Area Council submitted all statutorily required reports.

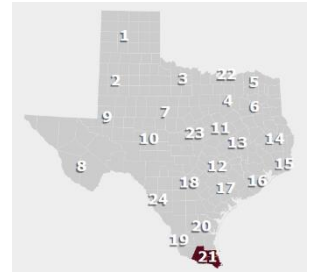
Location	Houston, TX	Net Position	Total Revenue	Total Expenditures
# of Counties	13	\$43,468,636	\$455,359,971	\$451,904,508
Population	7,297,022	Largest Funded Programs		
Number of Positions on Salary Schedule	102 ^a	Workforce Programs	\$391,927,332	
Executive Director’s Salary Range	\$214,200–\$345,250	Transportation Services	\$25,956,230	
^a The number of positions on the salary schedule reported for this RPC may not represent the total number of full-time equivalent employees at this RPC.				

Sources: U.S. Census Bureau 2020 population totals and the Houston-Galveston Area Council’s audited annual financial report as of December 31, 2023, and salary schedule for 2025.

Salary Schedule. The salaries on this RPC’s salary schedule did not exceed the maximum salaries in the state classification salary schedule.

Annual Financial Report. The RPC received an unmodified opinion on its financial statements for the fiscal year ended December 31, 2023. This RPC’s audited annual financial report contained all the elements required by Texas Local Government Code, Chapter 391.

Chapter I-M Lower Rio Grande Valley Development Council



The Lower Rio Grande Valley Development Council submitted all statutorily required reports.

Location	Weslaco, TX	Net Position	Total Revenue	Total Expenditures
# of Counties	3	\$20,390,800	\$32,548,937	\$30,514,217
Population	1,311,962	Largest Funded Programs		
Number of Positions on Salary Schedule	202 ^a	Health and Human Services	\$8,138,842	
Executive Director's Salary	\$167,880	Transportation Services	\$7,814,436	

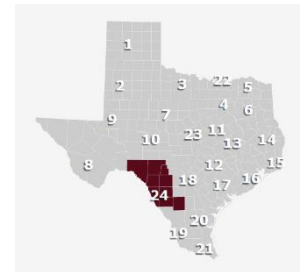
^a The number of positions on the salary schedule reported for this RPC may not represent the total number of full-time equivalent employees at this RPC.

Sources: U.S. Census Bureau 2020 population totals and the Lower Rio Grande Valley Development Council's audited annual financial report as of December 31, 2023, and salary schedule for 2025.

Salary Schedule. The salary schedule was submitted in a timely manner. However, this RPC's salary schedule had a position with a salary that exceeded the salary range in the state classification salary schedule. After auditors communicated the error to the RPC, it submitted a revised salary schedule that did not exceed the salary range in the state classification salary schedule.

Annual Financial Report. The RPC received an unmodified opinion on its financial statements for the fiscal year ended December 31, 2023. This RPC's audited annual financial report contained all the elements required by Texas Local Government Code, Chapter 391.

Chapter I-N Middle Rio Grande Development Council



The Middle Rio Grande Development Council submitted all statutorily required reports.

Location	Carrizo Springs, TX	Net Position	Total Revenue	Total Expenditures
# of Counties	9	\$516,226	\$17,766,953	\$17,780,698
Population	162,295	Largest Funded Programs		
Number of Positions on Salary Schedule	92 ^a	Economic Opportunity	\$12,314,530	
Executive Director's Salary	\$128,400	Health and Welfare Services	\$2,379,772	

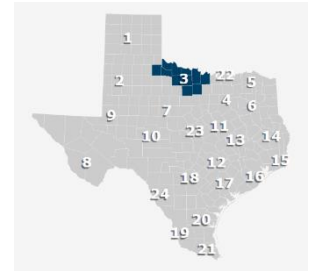
^a The number of positions on the salary schedule reported for this RPC may not represent the total number of full-time equivalent employees at this RPC.

Sources: U.S. Census Bureau 2020 population totals and the Middle Rio Grande Development Council's audited annual financial report as of September 30, 2023, and salary schedule for 2025.

Salary Schedule. The salaries on this RPC's salary schedule did not exceed the maximum salaries in the state classification salary schedule. However, this RPC did not submit its salary schedule by the statutorily required due date. Texas Local Government Code, Section 391.0117(e), requires an RPC to submit its salary schedule to the State Auditor's Office no later than the 45th day before the beginning of the RPC's fiscal year. The RPC's salary schedule was due by August 17, 2024; however, the RPC submitted its salary schedule on January 29, 2025.

Annual Financial Report. The RPC received an unmodified opinion on its financial statements for the fiscal year ended September 30, 2023. This RPC's audited annual financial report contained all the elements required by Texas Local Government Code, Chapter 391.

Chapter I-O Nortex Regional Planning Commission



The Nortex Regional Planning Commission submitted all statutorily required reports.

Location	Wichita Falls, TX	Net Position	Total Revenue	Total Expenditures
# of Counties	11	\$653,573	\$5,303,038	\$5,301,543
Population	216,808	Largest Funded Programs		
Number of Positions on Salary Schedule	30 ^a		Aging Services	\$2,322,081
Executive Director's Salary Range	\$92,600–\$147,924		Emergency Communications	\$950,499

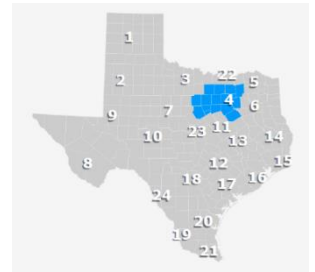
^a The number of positions on the salary schedule reported for this RPC may not represent the total number of full-time equivalent employees at this RPC.

Sources: U.S. Census Bureau 2020 population totals and the Nortex Regional Planning Commission’s audited annual financial report as of September 30, 2023, and salary schedule for 2025.

Salary Schedule. The salaries on this RPC’s salary schedule did not exceed the maximum salaries in the state classification salary schedule.

Annual Financial Report. The RPC received an unmodified opinion on its financial statements for the fiscal year ended September 30, 2023. This RPC’s audited annual financial report contained all the elements required by Texas Local Government Code, Chapter 391.

Chapter I-P North Central Texas Council of Governments



The North Central Texas Council of Governments submitted all statutorily required reports.

Location	Arlington, TX	Net Position	Total Revenue	Total Expenditures
# of Counties	16	\$22,178,523	\$183,474,982	\$180,972,944
Population	7,831,768	Largest Funded Programs		
Number of Positions on Salary Schedule	269 ^a	Workforce Development	\$87,834,936	
Executive Director's Salary Range	\$225,755–\$351,902	Transportation Planning	\$53,213,409	

^a The number of positions on the salary schedule reported for this RPC may not represent the total number of full-time equivalent employees at this RPC.

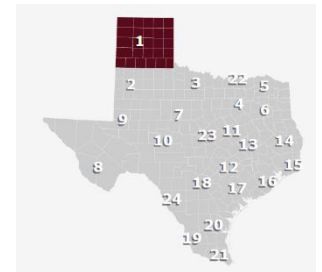
Sources: U.S. Census Bureau 2020 population totals and the North Central Texas Council of Governments’ audited annual financial report as of September 30, 2023, and salary schedule for 2025.

Salary Schedule. This RPC did not submit its salary schedule by the statutorily required due date. Texas Local Government Code, Section 391.0117(e), requires an RPC to submit its salary schedule to the State Auditor’s Office no later than the 45th day before the beginning of the RPC’s fiscal year. The RPC’s salary schedule was due by August 17, 2024; however, the RPC submitted its salary schedule on August 19, 2024.

As authorized by statute, this RPC used the salary ranges prescribed by Article IX, Section 3.14, of the General Appropriations Act (88th Legislature) rather than the state classification salary schedule. The RPC did not exceed those set salary ranges.

Annual Financial Report. The RPC received an unmodified opinion on its financial statements for the fiscal year ended September 30, 2023. This RPC’s audited annual financial report contained all the elements required by Texas Local Government Code, Chapter 391.

Chapter I-Q Panhandle Regional Planning Commission



The Panhandle Regional Planning Commission submitted all statutorily required reports.

Location	Amarillo, TX	Net Position	Total Revenue	Total Expenditures
# of Counties	26	\$6,845,866	\$32,927,334	\$33,023,284
Population	434,358	Largest Funded Programs		
Number of Positions on Salary Schedule	47 ^a	Workforce Development	\$23,072,808	
Executive Director's Salary	\$145,000	Aging Services	\$4,067,467	

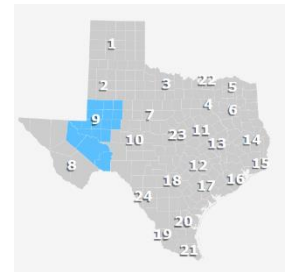
^a The number of positions on the salary schedule reported for this RPC may not represent the total number of full-time equivalent employees at this RPC.

Sources: U.S. Census Bureau 2020 population totals and the Panhandle Regional Planning Commission's audited annual financial report as of September 30, 2023, and salary schedule for 2025.

Salary Schedule. The salaries on this RPC's salary schedule did not exceed the maximum salaries in the state classification salary schedule.

Annual Financial Report. The RPC received an unmodified opinion on its financial statements for the fiscal year ended September 30, 2023. This RPC's audited annual financial report contained all the elements required by Texas Local Government Code, Chapter 391.

Chapter I-R Permian Basin Regional Planning Commission



The Permian Basin Regional Planning Commission submitted all statutorily required reports.

Location	Midland, TX	Net Position	Total Revenue	Total Expenditures
# of Counties	17	\$973,580	\$6,830,094	\$6,524,041
Population	487,845	Largest Funded Programs		
Number of Positions on Salary Schedule	28 ^a		Aging Services	\$3,270,719
Executive Director’s Salary Range	\$106,500–\$171,688	Emergency Communications		\$1,585,281

^a The number of positions on the salary schedule reported for this RPC may not represent the total number of full-time equivalent employees at this RPC.

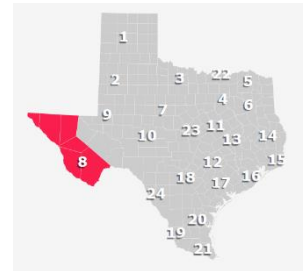
Sources: U.S. Census Bureau 2020 population totals and the Permian Basin Regional Planning Commission’s audited annual financial report as of September 30, 2023, and salary schedule for 2025.

Salary Schedule. The salaries on this RPC’s salary schedule did not exceed the maximum salaries in the state classification salary schedule. However, this RPC did not submit its salary schedule by the statutorily required due date. Texas Local Government Code, Section 391.0117(e), requires an RPC to submit its salary schedule to the State Auditor’s Office no later than the 45th day before the beginning of the RPC’s fiscal year. The RPC’s salary schedule was due by August 17, 2024; however, the RPC submitted its salary schedule on December 18, 2024.

Annual Financial Report. The RPC received an unmodified opinion on its financial statements for the fiscal year ended September 30, 2023. This RPC’s audited annual financial report contained all the elements required by Texas Local Government Code, Chapter 391.

Chapter I-S

Rio Grande Council of Governments



The Rio Grande Council of Governments submitted all statutorily required reports.

Location	El Paso, TX	Net Position	Total Revenue	Total Expenditures
# of Counties	7 ^a	\$2,521,037	\$10,191,330	\$9,313,827
Population	1,108,281	Largest Funded Programs		
Number of Positions on Salary Schedule	34 ^b	Aging Services		\$6,563,874
Executive Director's Salary	\$129,329	Emergency Communications		\$900,692

^a Number of counties and population include Doña Ana County in New Mexico, which has a population of 219,561.

^b The number of positions on the salary schedule reported for this RPC may not represent the total number of full-time equivalent employees at this RPC.

Sources: U.S. Census Bureau 2020 population totals and the Rio Grande Council of Governments' audited annual financial report as of September 30, 2023, and salary schedule for 2025.

Salary Schedule. The salaries on this RPC's salary schedule did not exceed the maximum salaries in the state classification salary schedule.

Annual Financial Report. The RPC received an unmodified opinion on its financial statements for the fiscal year ended September 30, 2023. This RPC's audited annual financial report contained all the elements required by Texas Local Government Code, Chapter 391.

Chapter I-T

South East Texas Regional Planning Commission



The South East Texas Regional Planning Commission submitted all statutorily required reports.

Location	Beaumont, TX	Net Position	Total Revenue	Total Expenditures
# of Counties	3	\$5,988,115	\$15,002,923	\$16,016,762
Population	397,565	Largest Funded Programs		
Number of Positions on Salary Schedule	59 ^a	Emergency Communications		\$3,843,831
Executive Director's Salary	\$210,000	Aging Services		\$3,411,179

^a The number of positions on the salary schedule reported for this RPC may not represent the total number of full-time equivalent employees at this RPC.

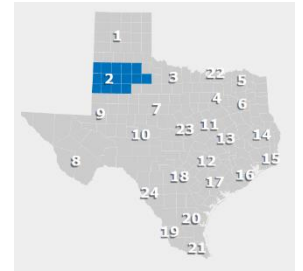
Sources: U.S. Census Bureau 2020 population totals and the South East Texas Regional Planning Commission's audited annual financial report as of September 30, 2023, and salary schedule for 2025.

Salary Schedule. The salaries on this RPC's salary schedule did not exceed the maximum salaries in the state classification salary schedule.

Annual Financial Report. The RPC received an unmodified opinion on its financial statements for the fiscal year ended September 30, 2023. This RPC's audited annual financial report contained all the elements required by Texas Local Government Code, Chapter 391.

Chapter I-U

South Plains Association of Governments



The South Plains Association of Governments submitted all statutorily required reports.

Location	Lubbock, TX	Net Position	Total Revenue	Total Expenditures
# of Counties	15	\$17,117,009	\$8,292,176	\$7,209,926
Population	431,764	Largest Funded Programs		
Number of Positions on Salary Schedule	21 ^a		Aging Services	\$2,902,214
Executive Director’s Salary	\$166,200		Emergency Communications	\$1,509,365

^a The number of positions on the salary schedule reported for this RPC may not represent the total number of full-time equivalent employees at this RPC.

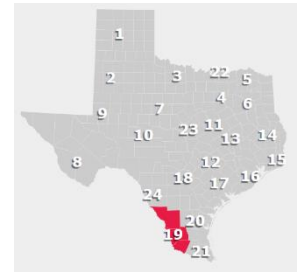
Sources: U.S. Census Bureau 2020 population totals and the South Plains Association of Governments’ audited annual financial report as of September 30, 2023, and salary schedule for 2025.

Salary Schedule. The salaries on this RPC’s salary schedule did not exceed the maximum salaries in the state classification salary schedule.

Annual Financial Report. The RPC received an unmodified opinion on its financial statements for the fiscal year ended September 30, 2023. This RPC’s audited annual financial report contained all the elements required by Texas Local Government Code, Chapter 391.

Chapter I-V

South Texas Development Council



The South Texas Development Council submitted all statutorily required reports.

Location	Laredo, TX	Net Position ^b	Total Revenue ^b	Total Expenditures ^b
# of Counties	4	\$640,687	\$14,820,701	\$14,695,939
Population	351,761	Largest Funded Programs ^b		
Number of Positions on Salary Schedule	36 ^a	HIV Intervention and Prevention		\$7,038,036
Executive Director's Salary	\$107,977	Aging Services		\$3,164 350

^a The number of positions on the salary schedule reported for this RPC may not represent the total number of full-time equivalent employees at this RPC.

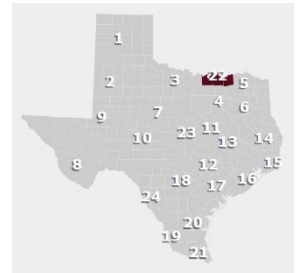
^b The Net Position, Total Revenue, Total Expenditures, and Largest Funded Programs dollar amounts are those reported in the RPC's fiscal year 2022 annual report.

Sources: U.S. Census Bureau 2020 population totals and the South Texas Development Council's audited annual financial report as of September 30, 2022, and salary schedule for 2025.

Salary Schedule. The salaries on this RPC's salary schedule did not exceed the maximum salaries in the state classification salary schedule. However, this RPC did not submit its salary schedule by the statutorily required due date. Texas Local Government Code, Section 391.0117(e), requires an RPC to submit its salary schedule to the State Auditor's Office no later than the 45th day before the beginning of the RPC's fiscal year. The RPC's salary schedule was due by August 17, 2024; however, the RPC submitted its salary schedule on December 20, 2024.

Annual Financial Report. The RPC did not submit its financial statement for fiscal year 2023 to the State Auditor's Office; instead, it provided its financial statement for fiscal year 2022, in which it received an unmodified opinion. This RPC's fiscal year 2022 audited annual financial report contained all the elements required by Texas Local Government Code, Chapter 391. The RPC indicated that the financial statement for fiscal year 2023 would not be completed until the end of February 2025.

Chapter I-W Texoma Council of Governments



The Texoma Council of Governments submitted all statutorily required reports.

Location	Sherman, TX	Net Position	Total Revenue	Total Expenditures
# of Counties	3	\$3,272,746	\$22,400,299	\$22,410,796
Population	212,873	Largest Funded Programs		
Number of Positions on Salary Schedule	58 ^a	Housing and Client Services	\$15,837,457	
Executive Director's Salary	\$136,616	Economic Development	\$3,149,700	

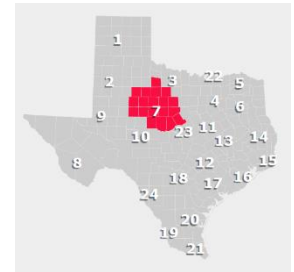
^a The number of positions on the salary schedule reported for this RPC may not represent the total number of full-time equivalent employees at this RPC.

Sources: U.S. Census Bureau 2020 population totals and the Texoma Council of Governments' audited annual financial report as of April 30, 2023, and salary schedule for 2025.

Salary Schedule. The salaries on this RPC's salary schedule did not exceed the maximum salaries in the state classification salary schedule. However, this RPC did not submit its salary schedule by the statutorily required due date. Texas Local Government Code, Section 391.0117(e), requires an RPC to submit its salary schedule to the State Auditor's Office no later than the 45th day before the beginning of the RPC's fiscal year. The RPC's salary schedule was due by March 17, 2024; however, the RPC submitted its salary schedule on March 22, 2024.

Annual Financial Report. The RPC received an unmodified opinion on its financial statements for the fiscal year ended April 30, 2023. This RPC's audited annual financial report contained all the elements required by Texas Local Government Code, Chapter 391.

Chapter I-X West Central Texas Council of Governments



The West Central Texas Council of Governments submitted all statutorily required reports.

Location	Abilene, TX	Net Position	Total Revenue	Total Expenditures
# of Counties	19	\$(1,591,728)	\$10,982,915	\$11,753,755
Population	332,332	Largest Funded Programs		
Number of Positions on Salary Schedule	87 ^a	Employer of Record Services		\$3,332,882
Executive Director's Salary	\$154,350	Aging Services		\$2,635,875

^a The number of positions on the salary schedule reported for this RPC may not represent the total number of full-time equivalent employees at this RPC.

Sources: U.S. Census Bureau 2020 population totals and the West Central Texas Council of Governments' audited annual financial report as of September 30, 2023, and salary schedule for 2025.

Salary Schedule. This RPC's salary schedule had four classified positions with salaries that exceeded the range provided in the state classification salary schedule. After auditors communicated the error, the RPC indicated that it would work to submit a revised salary schedule.

Annual Financial Report. The RPC received an unmodified opinion on its financial statements for the fiscal year ended September 30, 2023. This RPC's audited annual financial report contained all the elements required by Texas Local Government Code, Chapter 391.



Appendix 1

Objectives, Scope, and Methodology

Objectives

The objectives of this project were to:

- Determine whether regional planning commissions (RPCs) have submitted reports, audits, and salary schedules to the State Auditor, as required by Texas Local Government Code, Sections 391.0095 and 391.0117, and report any failure to comply with the reporting requirements to the Office of the Governor.
- Analyze reports and audits, including any working papers and other supporting documentation, as deemed necessary.

Scope

The scope of this project included the RPCs' fiscal year 2023¹ audited financial reports and fiscal year 2025 salary schedules.

The following members of the State Auditor's staff conducted the project:



• Namita Pai (Project Manager)

- Alariyah Burr
- Makena Kang
- Melissa Migl, MSN
- Ann E. Karnes, CPA (Quality Control Reviewer)
- Courtney Ambres-Wade, CIA, CFE, CGAP (Audit Manager)

¹ The South Texas Development Council did not submit an audited financial report for fiscal year 2023. It submitted a report for fiscal year 2022 instead.

Methodology

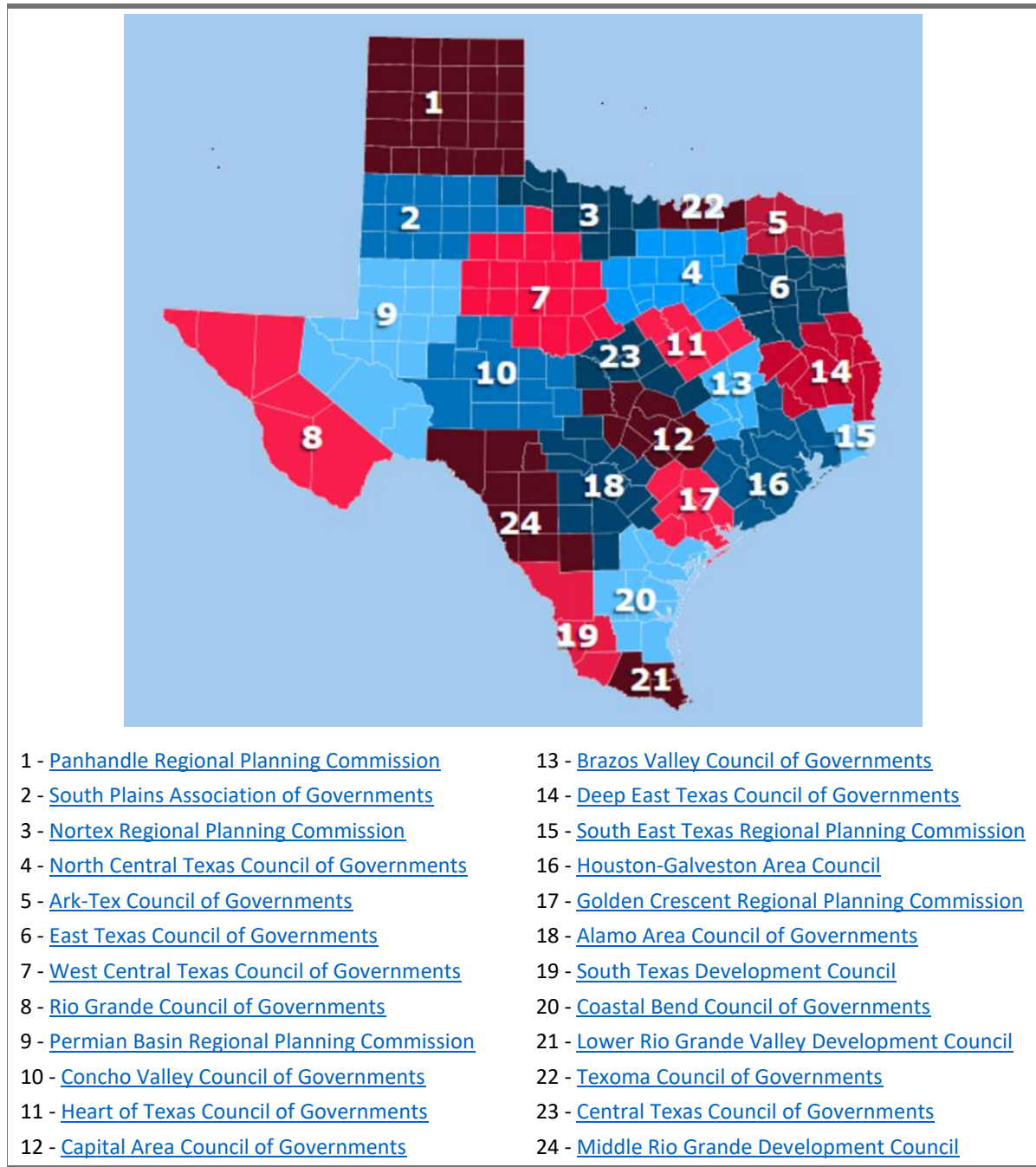
The methodology for this project included determining whether the 24 RPCs submitted statutorily required information to the State Auditor's Office as outlined in the Texas Local Government Code, Chapter 391. Auditors compiled and analyzed the information that RPCs submitted, such as audited annual financial reports, salary schedules, productivity and performance reports, and disposed asset reports. Auditors did not verify the accuracy of the information.

This project was not an audit; therefore, the information in this report was not subjected to the tests and confirmations that would be performed in an audit. However, the information in this report was subject to certain quality control procedures to help ensure accuracy.

Appendix 2

Map of Regional Planning Commission Regions

Figure 1



Source: [Texas Association of Regional Councils' website.](#)

Appendix 3

Related State Auditor's Office Reports

Figure 2

Report Number	Report Name	Release Date
22-025	<i>A Summary of Financial and Performance Reports Submitted by Regional Planning Commissions</i>	March 2022
21-012	<i>A Summary of Financial and Performance Reports Submitted by Regional Planning Commissions</i>	February 2021
20-012	<i>A Summary of Financial and Performance Reports Submitted by Regional Planning Commissions</i>	December 2019
19-013	<i>A Summary of Financial and Performance Reports Submitted by Regional Planning Commissions</i>	December 2018



Copies of this report have been distributed to the following:

Legislative Audit Committee

The Honorable Dan Patrick, Lieutenant Governor, Joint Chair

The Honorable Dustin Burrows, Speaker of the House, Joint Chair

The Honorable Joan Huffman, Senate Finance Committee

The Honorable Robert Nichols, Member, Texas Senate

The Honorable Greg Bonnen, House Appropriations Committee

The Honorable Morgan Meyer, House Ways and Means Committee

Office of the Governor

The Honorable Greg Abbott, Governor

Board Chairs and Executive Directors of the Following Regional Planning Commissions

Alamo Area Council of Governments

Ark-Tex Council of Governments

Brazos Valley Council of Governments

Capital Area Council of Governments

Central Texas Council of Governments

Coastal Bend Council of Governments

Concho Valley Council of Governments

Deep East Texas Council of Governments

East Texas Council of Governments

Golden Crescent Regional Planning Commission

Heart of Texas Council of Governments
Houston-Galveston Area Council
Lower Rio Grande Valley Development Council
Middle Rio Grande Development Council
Nortex Regional Planning Commission
North Central Texas Council of Governments
Panhandle Regional Planning Commission
Permian Basin Regional Planning Commission
Rio Grande Council of Governments
South East Texas Regional Planning Commission
South Plains Association of Governments
South Texas Development Council
Texoma Council of Governments
West Central Texas Council of Governments

This document is not copyrighted. Readers may make additional copies of this report as needed. In addition, most State Auditor's Office reports may be downloaded from our website: <https://sao.texas.gov>.



In compliance with the Americans with Disabilities Act, this document may also be requested in alternative formats. To do so, contact our report request line at (512) 936-9500 (Voice), (512) 936-9400 (FAX), or 1-800-RELAY-TX (TDD); or visit the Robert E. Johnson Building, 1501 North Congress Avenue, Suite 4.224, Austin, Texas 78701.

The State Auditor's Office is an equal opportunity employer and does not discriminate on the basis of race, color, religion, sex, national origin, age, or disability in employment or in the provision of services, programs, or activities.

To report waste, fraud, or abuse in state government, visit <https://sao.fraud.texas.gov>.